

# POWERHOLD

www.POWERHOLDINC.com

## The Workholding Engineers

www.powerholdinc.com

(800) 349-1044


## NEW ENGLAND REPAIR FACILITY



**Powerhold is now an authorized repair facility for Kurt Manufacturing. Send your worn-out vise to Powerhold today for a rebuild/repair estimate.**



- In most cases, rebuilding is less than buying new
- Warranty with **all** rebuilds by our certified staff
- Quick turnaround times and guaranteed quotes
- Replacement parts available for our entire product line
- Hourly and on-site rates apply



- Call or email our Sales Team to find out about our *Exchange Programs*. These programs often offer a Trade-In discount of up to 20% off the price of a replacement product.
- Send all Products to: Powerhold Inc., 63 Old Indian Trail, Middlefield, CT 06455

Questions? Email [repaircenter@powerholdinc.com](mailto:repaircenter@powerholdinc.com)



## Authorized Repair Facility for the Following Manufacturers



### Also Repairing Other Brands

- Buck Chuck
- Cushman Industries
- Forkhardt
- ITW Workholding
- Kalamazoo Chucks
- Kitagawa

- KURT
- Pratt Burnerd
- Riten
- Rohm
- Royal Products









- Samchully
- SMW Autoblok
- SMW Systems
- SP
- Strong
- And more...

## Who is Powerhold?





- **Powerhold** is a 50-year-old American Manufacturing Company that is focused on solving challenges associated with holding a workpiece. Our solutions may utilize a standard item such as a jaw chuck or live center, or may involve a custom designed assembly, such as a collet chuck with part detection and foolproof load.
- **Powerhold** is the North American distributor for **Bruckner**, **Gamet** and **Nikko** products.

YOUR WORKHOLDING SOLUTIONS COMPANY






<b>Diaphragm Chucks</b>	<b>Collet Mandrels</b>	<b>Retractable Jaw/ Shaft Chucks</b>	<b>Draw-Down Chucks</b>
			
<b>Collet Chucks</b>	<b>Eccentric Chucks</b>	<b>Mill Fixtures</b>	<b>Air Actuators</b>
			



<b>Live Centers</b>	<b>Dead Centers</b>	<b>Face Drivers</b>	<b>Custom Centers</b>
			



<b>Standard Jaw Chucks</b>	<b>Compensating/Floating Jaw Chucks</b>	<b>Quick Change Chucks</b>	
			
<b>Long Stroke Chucks</b>	<b>2+2 Chucks</b>	<b>Large Through-Hole Chucks</b>	<b>Hydraulic &amp; Pneumatic Actuators</b>
